



WILF MIGRATION

TRANSFER DATA WITHOUT THE RISK

Introducing a flexible data migration
tool for every size of business

DO YOU WANT TO TAKE THE RISK AND STRESS OUT OF DATA MIGRATION? **EASY**

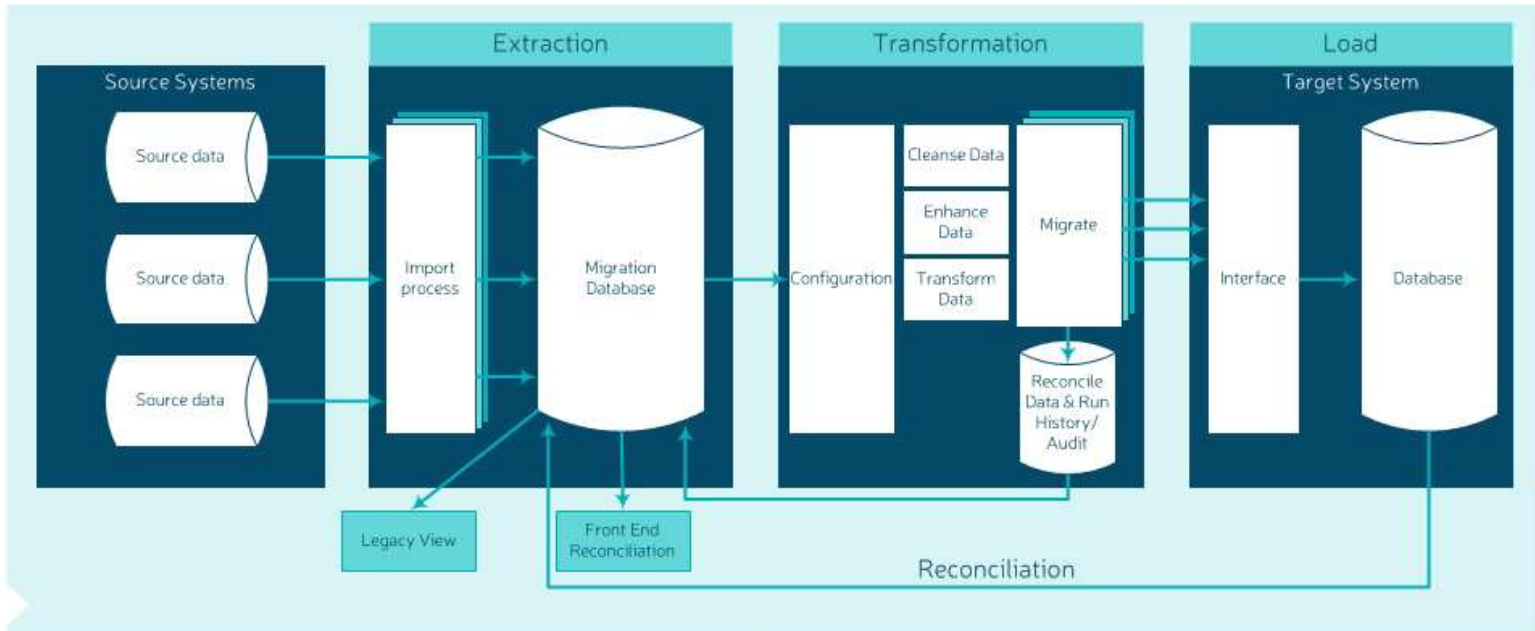
'What I'm Looking For' / **WILF** is a multi-threaded migration tool that allows data to be transferred between banking or financial systems. Working with any source and target system, this unique software handles the process from end-to-end providing risk-free migration management for any size of project.

WHAT THE PRODUCT OFFERS

- ✓ A complete extraction, transformation, load and reconciliation process to reduce business costs.
- ✓ Extracted data can be cleansed and enhanced (formatting, calculations, lookup tables and conversions) prior to submission to the destination application data.
- ✓ Reconcile data from the source and target applications, to ensure data integrity and validity.
- ✓ Deliver projects in shorter timeframes and reduce risk by automating many manual processes.
- ✓ Use reconciliation widgets and reports to quickly identify any issues or data failures.
- ✓ Submissions are through vendor supported interfaces rather than direct database access.
- ✓ Reduce business and operational risk utilising different migration modes to validate the data mappings and rollback when complete.
- ✓ Access legacy data from source systems to ensure any regulatory or legal requirements are fulfilled in regards to client data.
- ✓ Preview transformed data to quickly view changes and see how this affects individual, or sets of, records.
- ✓ Migrate data from multiple sources to the target application using collections of data.
- ✓ Fully audited and provides business visibility and transparency.

Product Features

HOW WILF MIGRATION WORKS



The WILF Migration tool provides a complete, single solution, enabling a controlled environment for the full migration process to reduce risk and give clear visibility to the business.

Source Systems

Extract data directly from multiple sources including banking & accounting systems (including T24, Avaloq, Flexcube, Bankmaster/BM+, OBS, Systematics VSAM, Aurius, Kastle, Sun Accounts), MSSQL, Oracle, DB2, Informix, Postgres, XML, delimited & fixed length text files, MS Excel & MS Access.

Extraction

Automated, multi-threaded, import routines, user friendly GUI's, direct access to source systems (no intermediate files), imported into a fully relational database (either MSSQL or Oracle).

Transformation

Flexible mappings allow source system data to be cleansed and enhanced, utilising lookup tables, conversions, dependencies, defaults and conditions.

Load

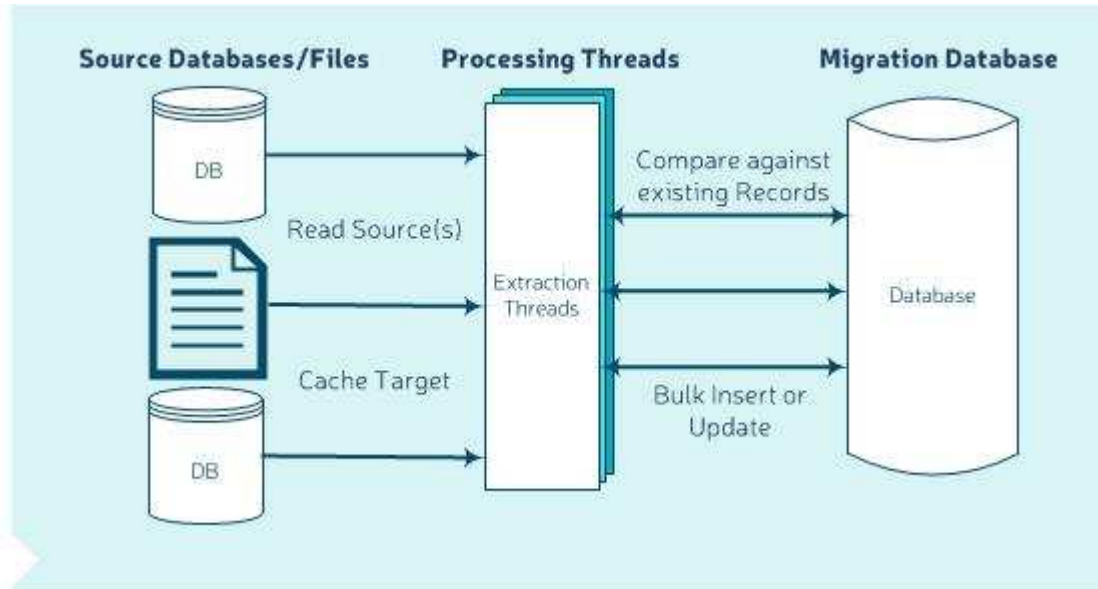
Use different migration options to load data through vendor supported interfaces. Supported banking systems include T24, Avaloq, Aurius or load via delimited text files.

Reconciliation

Reconciliation of data from the source and targets applications to ensure data integrity and validity, utilising either automated or bespoke tools and reporting.

Product Features

THE EXTRACTION PROCESS



The WILF extraction process is extremely powerful and interfaces with many banking & financial applications as well as being compatible with multiple database and file types. It can extract large volumes of data at high speed which has a major positive impact for live weekends.

- ✓ Unique interfacing and extraction process that is system independent allows data to be extracted from multiple sources and applications. It is not tied to any banking platform and is an area where we have huge amounts of experience and expertise.
- ✓ Extract data directly using automated import routines and user friendly GUI's into a fully relational database (either MSSQL or Oracle).
- ✓ Multi-threaded read & write for improved speed and bulk database updates.
- ✓ Direct read from multiple data source systems (no intermediate files), imported into a fully relational database (either MSSQL or Oracle).
- ✓ Multiple sources including banking & accounting systems (including T24, Avaloq, Flexcube, Bankmaster/BM+, OBS, Systematics VSAM, Aurius, Kastle, Sun Accounts), MSSQL, Oracle, DB2, Informix, Postgres, XML, delimited & fixed length text files, MS Excel & MS Access.
- ✓ Uses nHibernate standards meaning it is readily compatible with most industry standard databases.
- ✓ Includes accelerated custom read routines for selected banking systems to enhance performance.
- ✓ For large data volumes the migration tool can provide direct access to the source system and load the internal migration database separately to reduce server and network loads.



Quick to deploy



Easy to add additional data sources and extract data



Legacy data can be held giving the possibility of the reduction of license fees

Data Processing

TRANSFORMATION

WILF Migration provides multiple methods that allows data to be manipulated and transformed prior to load to the target system. This flexibility and transparency allows the business to be confident that results will be as anticipated.

- ✓ Flexible mappings allow source system data to be cleansed and enhanced, utilising lookup tables, dependencies, defaults and conditions.
- ✓ Source system records, individual or multiple, can be previewed post-transformation to provide an instant preview of the expected results.
- ✓ Simple, logical process lowers risk by removing dependency on key persons at go-live.
- ✓ Transformation reports can be output to provide business visibility, confidence and sign-off.
- ✓ Plugin libraries can be created to support unusual/proprietary data transformations.
- ✓ Internal auditing to track transformation changes provides business continuity and reduces risk.
- ✓ Target mappings created against 'typed' schema, enabling validation within the tool and automatic data compatibility checks.

Transformation methods

Lookup Tables - map a source field to a target field from the listed values in the lookup table, with a default value for any missing target values.

Conversions – Use the custom function creator to create conversions, or multiple chained conversions, that can be applied to the source field, to transform it, before writing it to the target field. These can perform simple tasks such as formatting the data in the field or more advanced tasks such as concatenating the values from multiple fields, applying a sequence number or looking up values from previously migrated tables.

Conditions - Apply conditions to mappings that only occur if specific criteria are met. If the condition is not met then a default value is applied. Conditions allow placeholder field names to be entered as well as other keywords.

Default Values - allows for a default value to be entered on every mapping, if the record being migrated does not contain a value in the source field, the default value will be entered into the target instead. Or apply default values if an error occurs with a lookup table or condition, or fail the entire record.

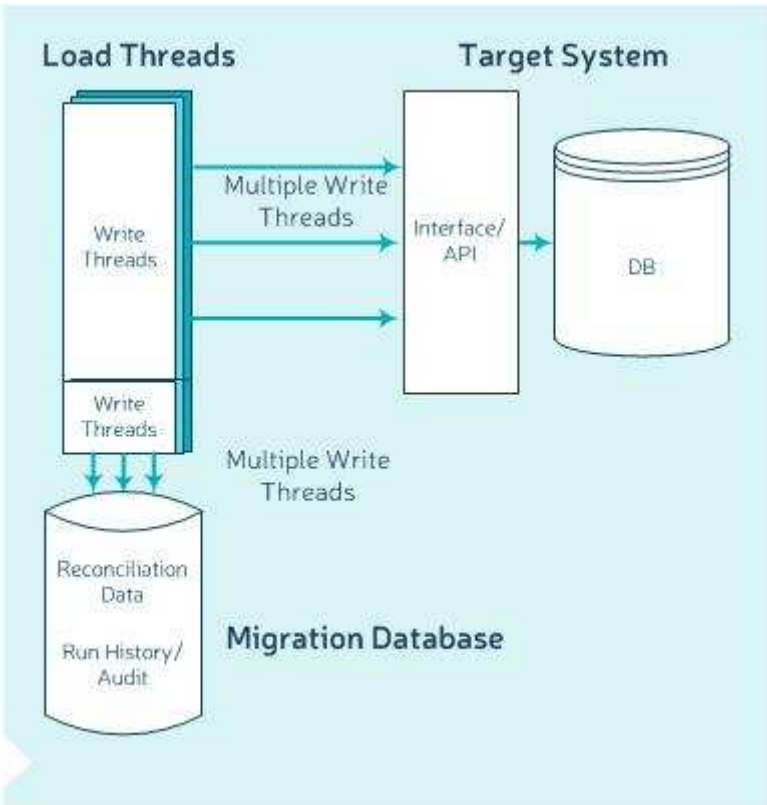
Pivot - Allows values from multiple child records on the source table to be entered into the same record on the target table. This is useful when migrating from a relational database to a non relational database.

Generate Target ID - Automatically generate a unique primary key for the new record being written to the target table.

Product Features

LOAD

WILF Migration provides different load options for use during go-live or for testing purposes. This allows transformed data to be viewed prior to go-live to ascertain expected results. This flexibility gives business confidence and reduces risk at go-live due to repeatability.



Pre-Load Methods

Preview

This allows records from the source migration system to be previewed against any data transformations, cleansing or enhancement, to display the record that will be sent to the target migration system. Individual records can be previewed, or ad-hoc results can be added to preview expected results.

Simulation

A simulated migration will load the required records from the source migration system, apply the required lookup tables and perform the required conversions but will not submit any data to the target system. Instead, the data to be written will be displayed on screen and any errors will be shown.

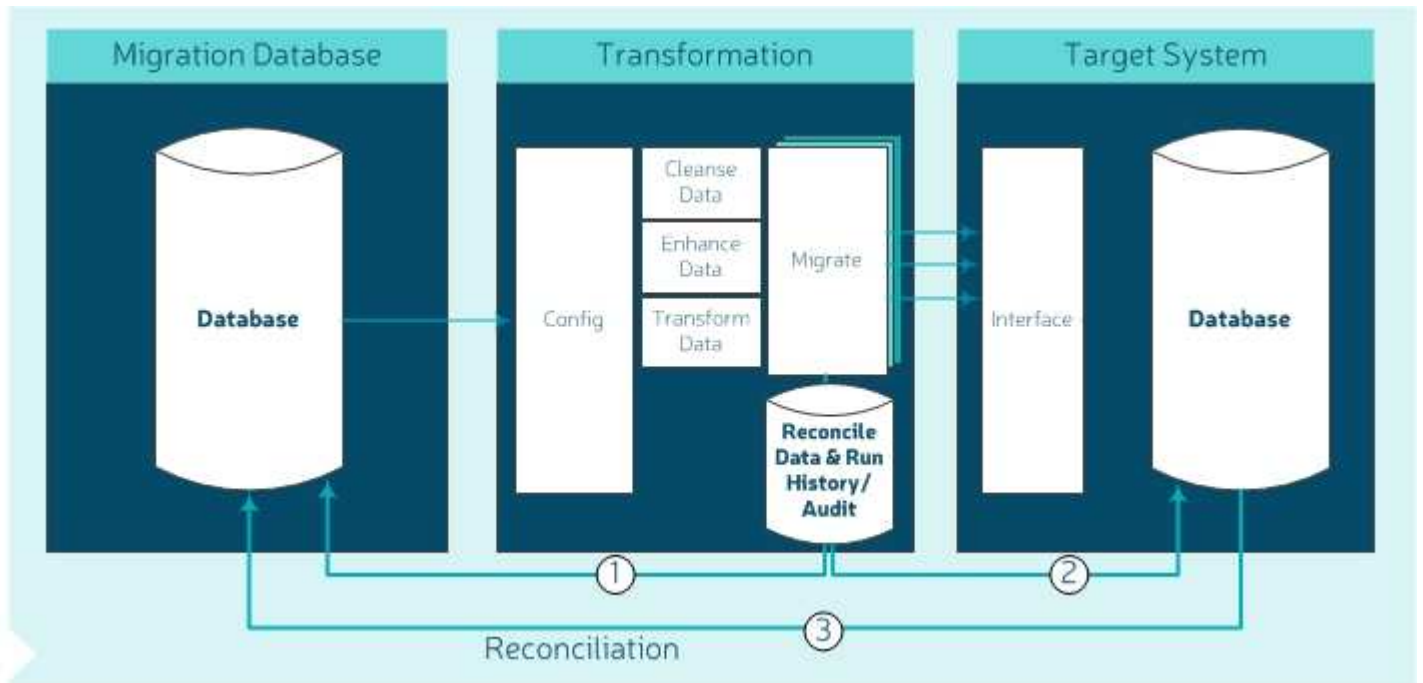
Validate

If supported by the target system running a migration in validate mode will send the data that needs to be migrated for the selected table to the target system but will not make any permanent changes.

- ✔ Different migration options allow data to be previewed, simulated or validated against the target system.
- ✔ A full migration migrates all tables, taking into consideration any dependencies each table may have, to ensure each table is migrated in the correct order. Alternatively individual tables can be migrated.
- ✔ Multi-threaded load processes write to the target system, whilst separate threads can write to audit and reconciliation tables.
- ✔ Migration run history allows the comparison of data between different migrations to review differences and provide error reporting.
- ✔ Creates dependencies between migrated tables, to ensure that records are only migrated if the dependent record exists in the migration history.
- ✔ Migrated target systems include all T24 versions, Avaloq, Aurius, FIS Profile. Can also export delimited text, or flat, files.

Data validation and migration sign off

RECONCILIATION



1 – Reconcile post transform data with original data to review transformation process.

2 – Reconcile post transform data with migrated data to validate records after target system processing.

3 – Reconcile 'old' with 'new', the data extracted from the source system with the migrated data in the target system.

✔ Import migrated data from the target system into WILF to create reconciliation reporting and use for legacy views onto the old source systems.

✔ Load migrated data into the database for reconciliation reporting allowing the comparison between the source and target system.

✔ Bespoke reporting on the source & target data to satisfy all business departments and their own sign-off requirements.

✔ Automated reconciliation process comparing source system data with transformations applied against data from the target system.

✔ Migration tool configuration and 'run results' stored in fully reportable SQL database.

✔ The migration history will show a list of all of the completed migrations that have been performed along with information about the number of errors that occurred, the number of records migrated and timing information for each migration run.

✔ Reconcile data pre, and post, transformation to ensure the mappings are correct.

✔ View reports and export reports in XML, CSV, Excel, HTML, PDF or TIFF formats.

Legacy Data

ONCE YOU HAVE SUCCESSFULLY MIGRATED...

What about your Legacy Data?

You will have already extracted large amounts of data from your 'old' system, so why not extract the remaining information that you'll need and adhere to your legal data requirements? This gives you the potential to save on License costs for your 'old' system but still have access to all the data you'll need, should any issues arise. Sound good? Then use WILF Reporting.

- Save on License fees and satisfy your legal requirements.
- Bespoke Enquiry screens to view data and access historical information.
- Bespoke reporting to deal with any historical enquiry.
- Regulators, Auditors and Customers are kept happy!

The image displays several screenshots from a banking system interface, illustrating the data extracted and reported. The screenshots are labeled with callouts:

- Contact Information:** Shows customer details like Name, Address, and Phone Number.
- Customer Information & Notes:** Displays customer profile and associated notes.
- More Details & Previous Address:** Provides a detailed view of customer information and historical addresses.
- Participants:** Lists individuals or entities associated with the account.
- Transactions:** A table showing account activity with columns for Date, Amount, Balance, and Description.
- General Information:** Overview of account details.
- Interest & Statement Details:** Breakdown of interest and statement information.
- General Details:** Additional account-specific information.
- Account Statistics:** Summary of account performance and statistics.

What not extract data from your 'new' system into WILF and maintain a consistent view of all your banking information across different platforms?

Product Features

DO YOU NEED A REPORTING SOLUTION TOO? **WILF REPORTING**

Automated Importing

Import data from core banking systems (and other supplementary databases) at the touch of a button. Cut down the time it takes to generate data in different formats without the overhead of having to generate the data in a format the application understands. The process is fully automated on a daily or intra-day basis.

Flexible Import Process

A simple interface puts you in full control of your data. The application is simple to set up, administer and configure so you will not need an on-going development requirement and budget.

Single Version of the Truth

Controlled source of data ensures that any reports or extracts contains a uniform, standard set of data, ensuring no variation in the underlying data, removing the risk of conflicting or incorrect data submissions.

Data Warehouse

A real data warehouse incorporating Dimensions (data that doesn't regularly change i.e. address) and Facts (data that changes regularly i.e. balance and P&L)

Data Continuity

The strength of the interfacing and extraction process allows new data source to be added, or removed, without huge impact on the business and existing reporting structures.

Quick and Easy

Quick to implement. Quick to roll out to the Business. Easy to use.

Dashboards & Widgets

All users can configure their dashboard to have a personalised view on the data. Built using the latest technologies, the dashboard uses pluggable widgets including Interactive Charts, Grids, Drilldowns, HTML and text.

Flexible and Customised Reporting

Multiple reporting types allow users and IT staff to create different management and business reports with different degrees of complexity. This open approach puts you firmly in control of your reporting requirements. This single platform consolidates data from multiple sources, removing the need for numerous and expensive reporting applications.

Central Repository of Data

A single source of data removes the risk of departments and individuals creating their own views on the data and the risk of erroneous data being reported to authorities and subsequent fines or investigations.

A Solutions Platform

A Solutions platform for business problems i.e. Risk Analysis, Stress Testing, Workflows, AML & Fraud, Section 17, FATCA, COREP/FINREP, FSA & BoE reporting & FSCS.

Multiple Data Sources

Extract Data directly from Multiple Sources (including T24, Avaloq, Flexcube, Bankmaster/BM+, OBS, Systematics VSAM, Aurius, Kastle, Sun Accounts), MSSQL, Oracle, DB2, Informix, Postgres, XML, delimited & fixed length text files, MS Excel and MS Access.

How WILF could work for you

BUSINESS BENEFITS

- ✓ Reduced migration risk by giving the business full control and visibility of mappings with full auditing, allowing sign-off.
- ✓ Reduced migration risk at go-live with the repeatability of migrations in different modes and with the visibility of intended results, transformations and errors
- ✓ Reduce costs, save time and eliminate human error with automation and consistent processes.
- ✓ Less reliance on 'key' staff, or any personnel changes.
- ✓ Migration becomes more of a business than a technical task.
- ✓ Automated or bespoke reconciliation provides flexibility and confirms data integrity.

To find out about how your business could benefit from the WILF Migration Tool, or to arrange a DEMO, please contact us.

Clive Bowles

clive.bowles@fairmort.com
+44 (0)7785 507036

Jay Mortlock

jay.mortlock@fairmort.com
+44 (0)20 7246 6800

Fairmort Limited

Cheyne House
2 Crown Court
Cheapside
London
EC2V 6JP



Visit our website
www.fairmort.com



Follow us on LinkedIn